

Millburn Middle School

School Improvement Plan 2017-2018

Agenda

- Purpose of School Improvement Plan
- Elements of School Improvement Plan
 - High quality teaching – core and non-core
 - Positive culture and climate
 - Outstanding core academics
 - Science and Technology

Purpose of the SIP

- Outlines targeted areas for improvement
 - Curriculum updates
 - School climate
 - Academics
 - Resources
 - Professional development
- Shadows Strategic Plan and Superintendent goals
- District and building specific initiatives
- Let's look at the four elements of the SIP

High Quality Teaching

Professional Development

Professional Development

- IQWST – Science
- Schoology – online learning management system to streamline communication and resources
- Aleks – Math resource / intervention
- STAR – using benchmark data to help deliver instruction
- PBIS – emphasis on the positive culture of a school
- Erin's Law – abuse prevention curriculum
- High School articulation meetings

Positive Culture and Climate

Staff Communication, PBIS Implementation, 2nd
Step

Staff Communication

- Daily team meetings
 - One period a day dedicated to communication
- Weekly staff representative meetings
 - Led by volunteer staff member, communication and problem solving focused
- Monthly all staff meeting
 - Whole group, led by the principal, typical business, review of initiatives like PBIS, 2nd Step, Technology

PBIS Implementation

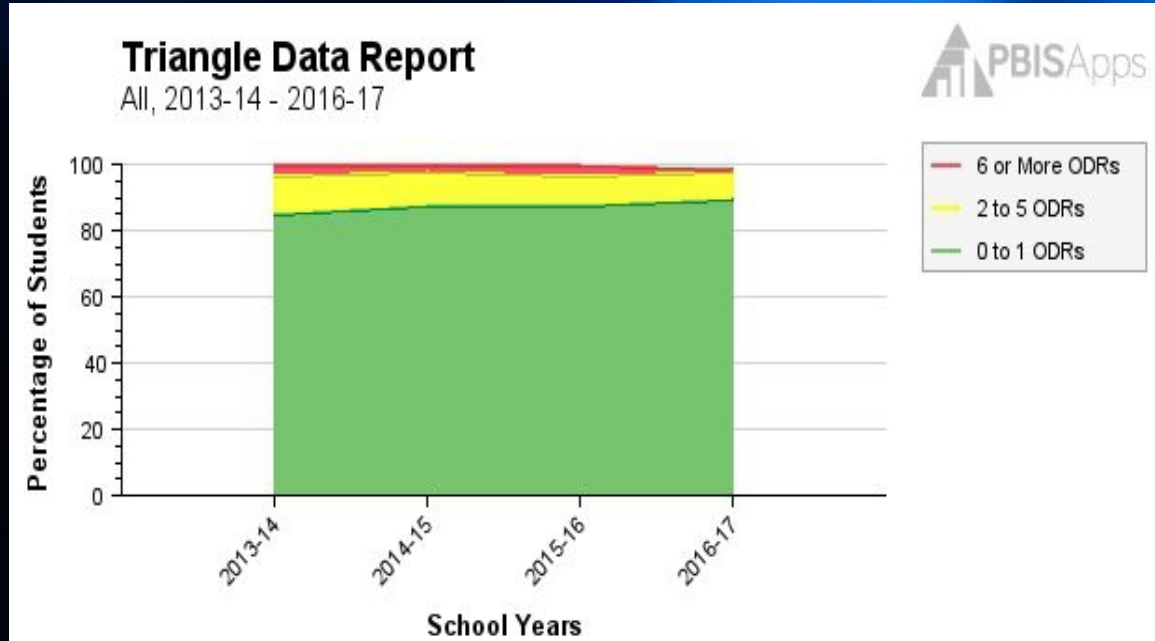
- Aims to enhance positive climate for both teachers and students
- Look at referral data so that we can focus efforts on teaching and learning
- Stresses positive behaviors by acknowledging student and staff for extra effort, improvements, kindness, support, new ideas, etc
- Data collected:
 - [SAS Survey](#) – All Staff
 - [TFI Survey](#) – PBIS Team
 - [School Climate Survey](#) – All Students
 - Action Plan results from this data

Students receiving 0-1 Referral

Historical Data

MMS

- 2013-2014 = 85.7%
- 2014-2015 = 88.6%
- 2015-2016 = 88.2%
- 2016-2017 = 90.6%



PBIS= 80% signals effective
PBIS Program

2nd Step Curriculum

- Aligned to the Social and Emotional Learning standards
 - Decision Making, Conflict, Bullying, Planning Ahead, Growth Mindset, Relationships, Staying Calm)
- New and designed specifically for middle school students
- Digital and easy implementation
- Discussion and activity based
- Embedded extension activities

Outstanding Core and Non-Core Academics

Curriculum and Resources, Scheduling

Scheduling

- Electives
- Specialization in 8th grade
- Foreign Language, Choir, Band, Drama during the school day
- AIM delivery slightly adjusted for more choice
- Math and ELA double periods every day
- Blocking Science and Social Studies
 - 6th and 7th Red, White, Blue
 - 8th is trying a semester block of each

Curriculum / Resources

- Budget money provided for new curriculum materials in Spanish, Drama, Electives
- Complete adoption of IQWST Science curriculum for this school year
- Middle School specific 2nd Step digital curriculum with added resources for extension lessons
- Social Studies aligning to new standards, investigating informational text resources for use this year

Curriculum / Resources

- ELA and Math have weekly curriculum meetings with Dr. Lind
- Scope and Sequence analysis to ensure alignment with Common Core
- Assessment analysis to determine strengths and weaknesses
- Norming baseline assessments for writing
 - Determine baseline so that we can evaluate growth during the year

Science and Technology

Science Curriculum, Science Enrichment, 1:1
iPads/Training/Resources

Science

- Investigating and Questioning our World through Science and Technology – IQWST
- Training on the new curriculum for science teachers
- Three complete units per grade
- Science Forensics Enrichment class
- Technology Animation/Coding Enrichment class

1:1 iPads/Training/Resources

- Rollout at MMS before school started
- Google and Schoology accounts set up first two days of school
- Teachers using Schoology with students on day two
- Training: Schoology, SAMR Model
- Resources: Apple Teacher, Atomic Learning
 - Added Full Time Technology Integration (shared)
 - *Next I will transition with Mr. Walshire...

Millburn Elementary

School Improvement Plan 2017-2018

MES School Improvement Plan 2017-2018

1. Outstanding Core Academics
2. Positive School Culture and Climate
3. Science and Technology
4. High Quality Teachers and Staff

Outstanding Core Academics

Standards-Based Reporting, Curriculum Updates

Standards-Based Report Card

Committee Work Began Last year

- Pros/Cons of a Standards-based Report Card
- Assessed grading practices
- Mission Statement

Report Card- Next Steps

1. Create Power Standards at each Grade Level (2017-2018)
2. Vertically Align Power Standards between grade levels (2017-2018)
3. Set Trimester Objectives to reach each Power Standard (2017-2018)
4. Develop Common Assessments (2018-2019)
5. Professional Development on Standard-based Grading (2018-2019)
6. PRACTICE
7. Educate Parents on Power Standards(2018-2019)
8. Implement Standard-based Reporting (2019-2020)

Curriculum Update- Writing

- Assess student writing before each unit of instruction
 - Review data to identify strengths and weakness within student samples
 - Plan instruction accordingly
- Assess after unit of instruction to show growth and identify at risk students
 - Growth in areas of the Rubric
 - Gap analysis to improve instruction

Lead	Transitions	Ending	Organization	Elaboration	Craft	Spelling	Punctuation
1	2	1	1	2	2	2	2
1	1	1	1	1	1	1	1
1	2	1	2	2	3	3	2
1	1	2	2	2	3	2	2
1	1	1	2	2	2	2	2
2	2	1	2	2	2	2	1
1	2	1	1	2	1	2	3
1	1	1	1	1	1	1	1
1	1	1	1	1	1	1	1
1	1	1	1	2	1	2	2
2	1	1	3	3	3	3	2
2	2	2	2	3	3	4	3
2	3	1	3	3	3	3	4
1	1	1	1	2	2	1	1
1	1	1	1	1	1	2	2
1	1	1	1	1	1	1	1
1	1	1	1	1	2	1	1
3	3	1	3	3	3	3	2
1	1	1	2	2	2	3	2
1	1	1	2	2	2	3	1
1	1	1	1	2	2	1	1
1	1	1	1	1	2	2	2

Curriculum Update- Science

- Align NGSS to current science units
 - PD on Project-based units
 - Complete Fall 2017
 - Using Defined Stem as a resource for project-based units
 - Students liked, but not aligned to NGSS
- Piloting Mystery Science 2017-2018 all classrooms
 - Will use our evaluation tool to determine if it meets our needs

Curriculum Update - Social Studies

Piloting Studies Weekly in 6 classrooms (K-5)

Will use our evaluation tool to determine if it meets our needs

Curriculum Update- Reading

- Current reading series is out of date.
 - Adopted in 2008
 - Company has even discontinued their online resources
- Committee Work
 - Determine our needs (has begun)
 - Explore programs
 - Pilot

Positive School Culture and Climate

PBIS Fidelity, Action Plan

Implement PBIS Tier 1 and 2 with Fidelity

Data Collected

- SAS Survey- All Staff
- TFI Survey- PBIS Team
- School Climate- All Students

Action Plan

Bully Prevention

Programs in Place

- Second Step Program (Bully Unit first weeks of school)
 - Common Language
 - Common Strategies
- Educating Parents, Students, and Staff on what bullying is

New Features

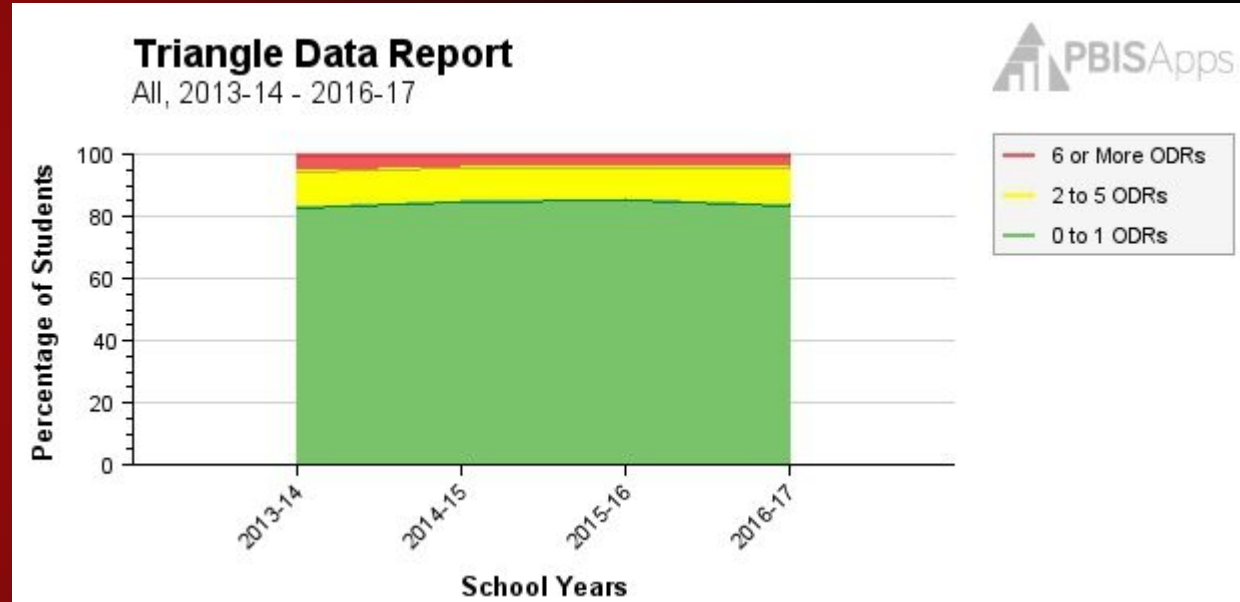
- Accessible Bully Report
- Revised Data collection (referral form)

Students receiving 0-1 Referral (Minor/Major)

Historical Data

MES

- 2013-2014 = 83.6%
- 2014-2015 = 85.4%
- 2015-2016 = 86%
- 2016-2017 = 84.5%



PBIS= 80% signals effective PBIS Program

Science and Technology

Science Curriculum, 1:1 iPads

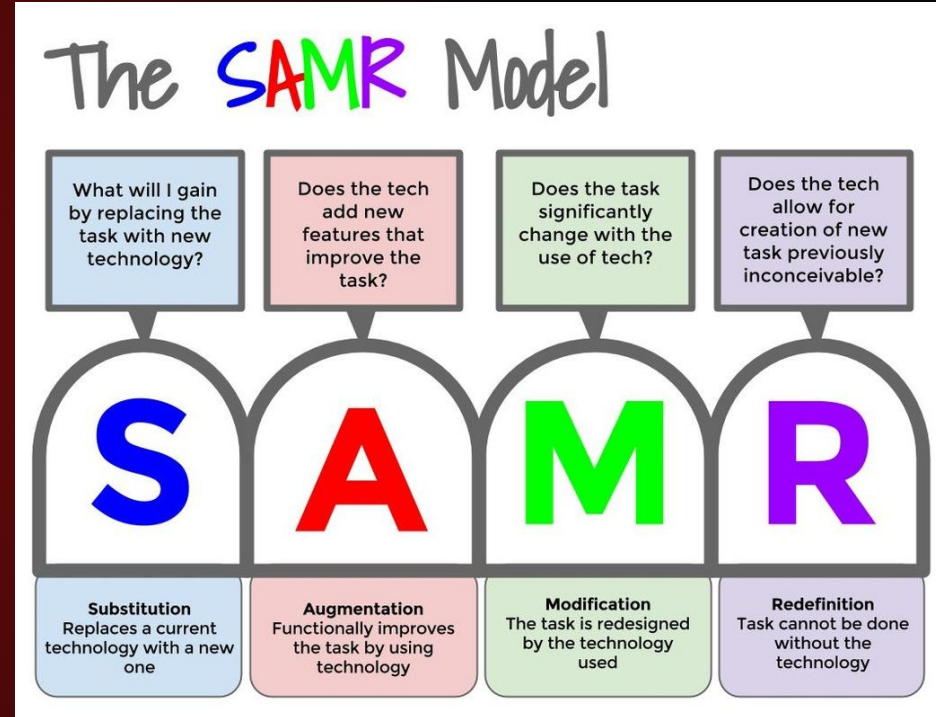
Science

Mystery Science Pilot

- Tracking the use of consumables during pilot
- Evaluation of the program

1:1 iPads

1. Lessons on iPad use
2. Integration of Schoology/Seesaw
3. Take-Home Rights for 3rd-5th
 - a. Purposeful
 - b. Engaging
4. Implementation of the SAMR Model
5. Tech Talk
 - a. Monthly
 - b. Discussion on tech initiatives
 - c. Feedback



High Quality Teachers and Staff

Professional Development

PD Aligned to Improvement Areas

- Schoology (Science and Technology, Outstanding Core Academics)
- Aleks- (Outstanding Core Academics)
- Norming for Writing- (Outstanding Core Academics)
- STAR- (Outstanding Core Academics)
- Erin's Law (Positive School Culture and Community)
- PBIS- (Positive School Culture and Community)
- Power Standards- (Outstanding Core Academics)

* In addition to individualized PD using annual \$500 of PD money/teacher

Data Review

PARCC Alignment

Alignment of standards in curriculum planning and development

Adopting new programs aligned to standards

- Current Math Series
- ALEKs
- STAR Assessment

PARCC addresses Major Standards set by the state (Example). Students are rated on a five point scale on PARCC.

Level 1	Level 2	Level 3	Level 4	Level 5
<i>Did not Meet</i>	<i>Partially Met</i>	<i>Approached</i>	<i>Met</i>	<i>Exceeded</i>

PARCC Comparisons

[Link](#)

MAP Alignment- Reading

Grade	MAP									
	Level 1		Level 2		Level 3		Level 4		Level 5	
	<i>Did not Meet</i>		<i>Partially Met</i>		<i>Approached</i>		<i>Met</i>		<i>Exceeded</i>	
	RIT	%ile	RIT	%ile	RIT	%ile	RIT	%ile	RIT	%ile
3	100-187	1-23	188-197	24-47	198-206	48-69	Starts Between the 67-71%iles			
4	100-189	1-13	190-201	14-38	202-212	39-67				
5	100-194	1-12	195-207	13-38	208-218	39-67				
6	100-198	1-11	199-211	12-38	212-222	39-67				
7	100-203	1-16	204-214	17-40	215-224	41-66				
8	100-209	1-25	210-219	26-48	220-228	49-70				

MAP Alignment -Math

Grade	MAP									
	Level 1		Level 2		Level 3		Level 4		Level 5	
	<i>Did not Meet</i>		<i>Partially Met</i>		<i>Approached</i>		<i>Met</i>		<i>Exceeded</i>	
	RIT	%ile	RIT	%ile	RIT	%ile	RIT	%ile	RIT	%ile
3	100-186	1-11	187-197	12-33	198-207	34-61	Starts Between the 62-75%iles			
4	100-195	1-11	196-209	12-39	210-222	40-72				
5	100-201	1-10	202-217	11-40	218-231	41-73				
6	100-205	1-11	206-219	12-36	220-233	37-68				
7	100-206	1-10	207-223	11-38	224-239	39-73				
8	100-217	1-24	218-231	25-51	232-243	52-74				

STAR Alignment

Table 1. Star Reading® and Star Math® score equivalents for each PARCC achievement level range

Star Reading® cut-score equivalents					
Grade	Level 1	Level 2	Level 3	Level 4	Level 5
3	< 304	304–412	413–513	Starts Between the 45-70%iles	
4	< 335	335–441	442–570		
5	< 372	372–507	508–662		
6	< 417	417–560	561–776		
7	< 467	467–614	615–829		
8	< 527	527–678	679–908		
9	< 597	597–825	826–1035		
10	< 685	685–900	901–1075	1076–1320	>= 1320
Star Math® cut-score equivalents					
Grade	Level 1	Level 2	Level 3	Level 4	Level 5
3	< 504	504–588	589–648	Starts Between the 70-80%iles	
4	< 562	562–661	662–735		
5	< 614	614–720	721–804		
6	< 650	650–756	757–826		
7	< 687	687–777	778–860		
8	< 739	739–815	816–875		
				876–1007	>= 1008

Testing Correlation District-Wide

Year	Reading			Math		
	MAP 67%ile+	STAR (Based on State Performance Report)	PARCC	MAP 67%ile+	STAR (Based on State Performance Report)	PARCC
2015	63%		53%	49%		50%
2016	62%		52%	58%		56%
2017	61.7%	59.5%	52%	57%	51.7%	51%

Increase PARCC Proficiency by 5%

1. Align Curriculum to Major Standards
2. Continuously assess using those major standards
 - a. Classroom Assessments
 - b. Teacher Goal Setting
 - c. MAP/STAR- Looking at students scoring above the 67%